






Scripture Memory Ideas:

To help young children learn Bible verses, you can be creative and have fun. It's always a good idea to show the verse in your Bible, clarify words, and repeat it with *the address* over and over. Following are some ideas to try with your preschooler.

- ❖ Put a verse to a familiar tune; Happy Birthday, ABCs, London Bridge, Pop Goes the Weasel, Mulberry Bush.
- ❖ Toss an item (ball, stuffed animal, bean bag) back and forth, say a word with each catch.
- ❖ You and your child can record the verse together on your phone. Listen, record and repeat several times. Use a high voice, low voice, squeaky, etc.
- ❖ To help your child “read” the verse, create picture clues for each word to match the words of the verse. (check out Google images).

Your word -  Is a lamp -  To my feet -  And a light -  To my path - 
Psalm 119:105

- ❖ Put these clues on postcards and you can do a variety of other activities with the cards:
 - Put each word and picture on an index card, lay out cards and say the verse together. Take away one card and say the verse, next take away another card. Continue until all cards are taken away.
 - Have a treasure hunt, put the cards all over a room. Have your child find the cards and put the verse in the correct order. (Don't forget a card for the verse address.)
 - Hide the picture cards in a bowl of pasta or rice, kids can dig for the verse cards and then put in order.
 - Scramble up the cards and have your child put them in the right order.